

Drivers Briefing Mini Rok Doc. 3.1



THE OFFICIALS DURING THE EVENT



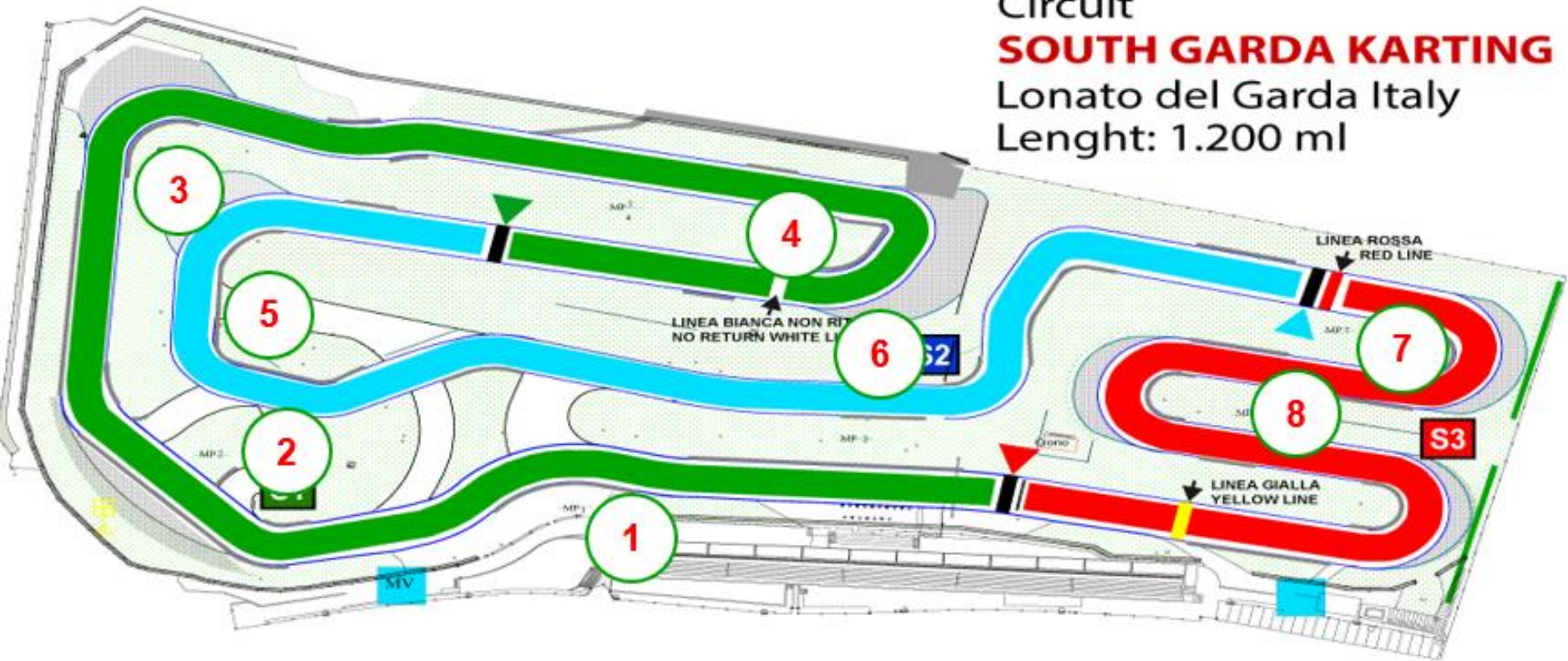
Chairman of the Panel
Mr. Marco Mirabella

Technical Delegate
Mr. Luca Tuzzolo
Chief Medical Officer
Dott. Leonardo Graziano

Race Direction
Mr. Pasquale Lupoli
Mr. Marco Carlino
Mr. Gianni Clementi



Circuit
SOUTH GARDA KARTING
Lonato del Garda Italy
Length: 1.200 ml



Side of the Pole Position – LEFT
8 Marshall Post



Mini Rok Race Distance

Qualifying Heats

08 Laps

Final

12 Laps

Vortex Trophy

10 Laps






You must use YOUR Transponder and Unilog during each session!!
(Practice, Warm up, Qualy, Heats and Final)



975



If you don't use the transponder

REPAIR AREA IN



**SLOW
SPEED !!**

REPAIR AREA



REPAIR AREA OUT



Retake the track out the limit of the corner
White Line is the limit for the start



QUALIFYING PRACTICE SESSIONS:

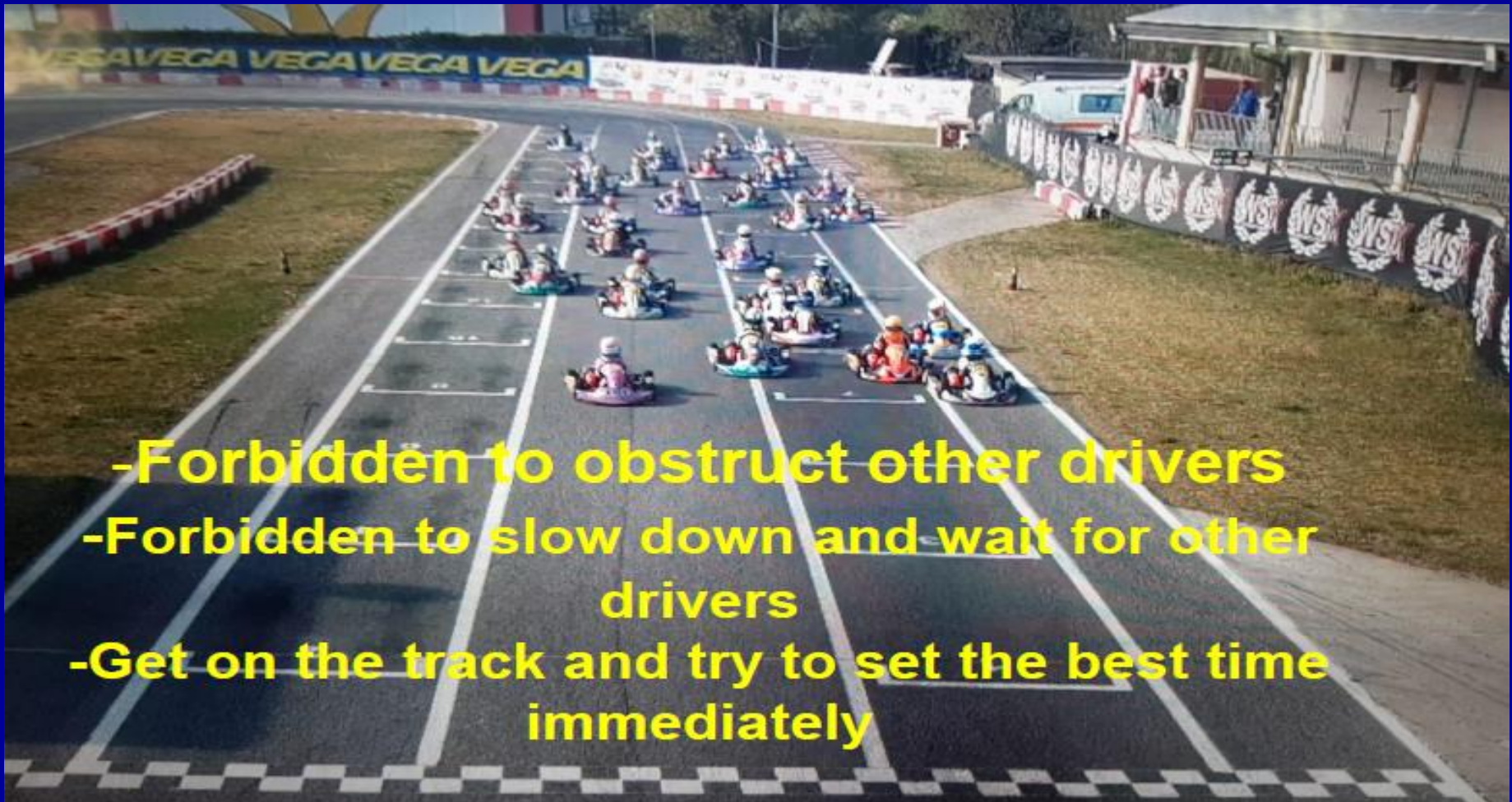
**In accordance to the timing,
1 Qualifying Practice session
is scheduled.**

(08 MINUTES)

**If a Driver stops in the Repairs Area
or in the Servicing Park, it will be final.
He/she shall not be allowed
to start again.**




QUALIFYING PRACTICE SESSIONS:



- Forbidden to obstruct other drivers
- Forbidden to slow down and wait for other drivers
- Get on the track and try to set the best time immediately



Manches – Final



The Assembly Area close 5' minutes before the Start





Before the start of Manches/Final

- 3 Minutes before the scheduled start time , the the Mechanics must leave the Assembly Area!
- No working tools in assembly area!
- Only tyres pressure is allowed!

The Assembly Area close 5' minutes before the Start!



INFORMATION

Sporting Regulation

RACE

- If a Driver starts from the Assembly Area after the intervention of a Mechanic, he will take the start from the back of the formation, irrespective of the number of the Formation Laps.





**SLOW
SPEED !!**

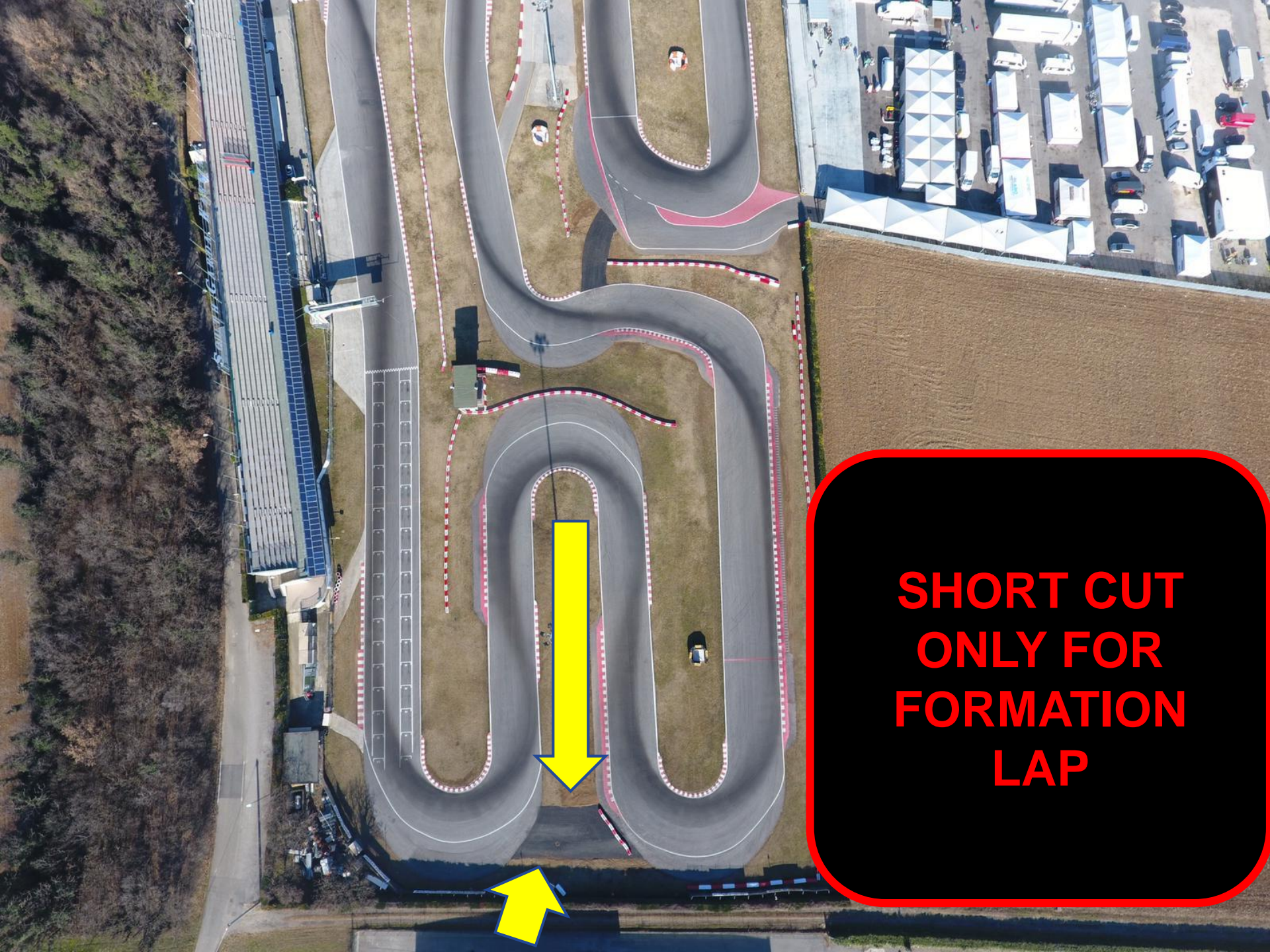


FORMATION LAP



- Starting Procedure
- → 1 Warm up lap: normal track layout
- → 1 Formation lap: short cut P7






**SHORT CUT
ONLY FOR
FORMATION
LAP**



SHORT CUT MP7 ONLY FOR FORMATION LAP

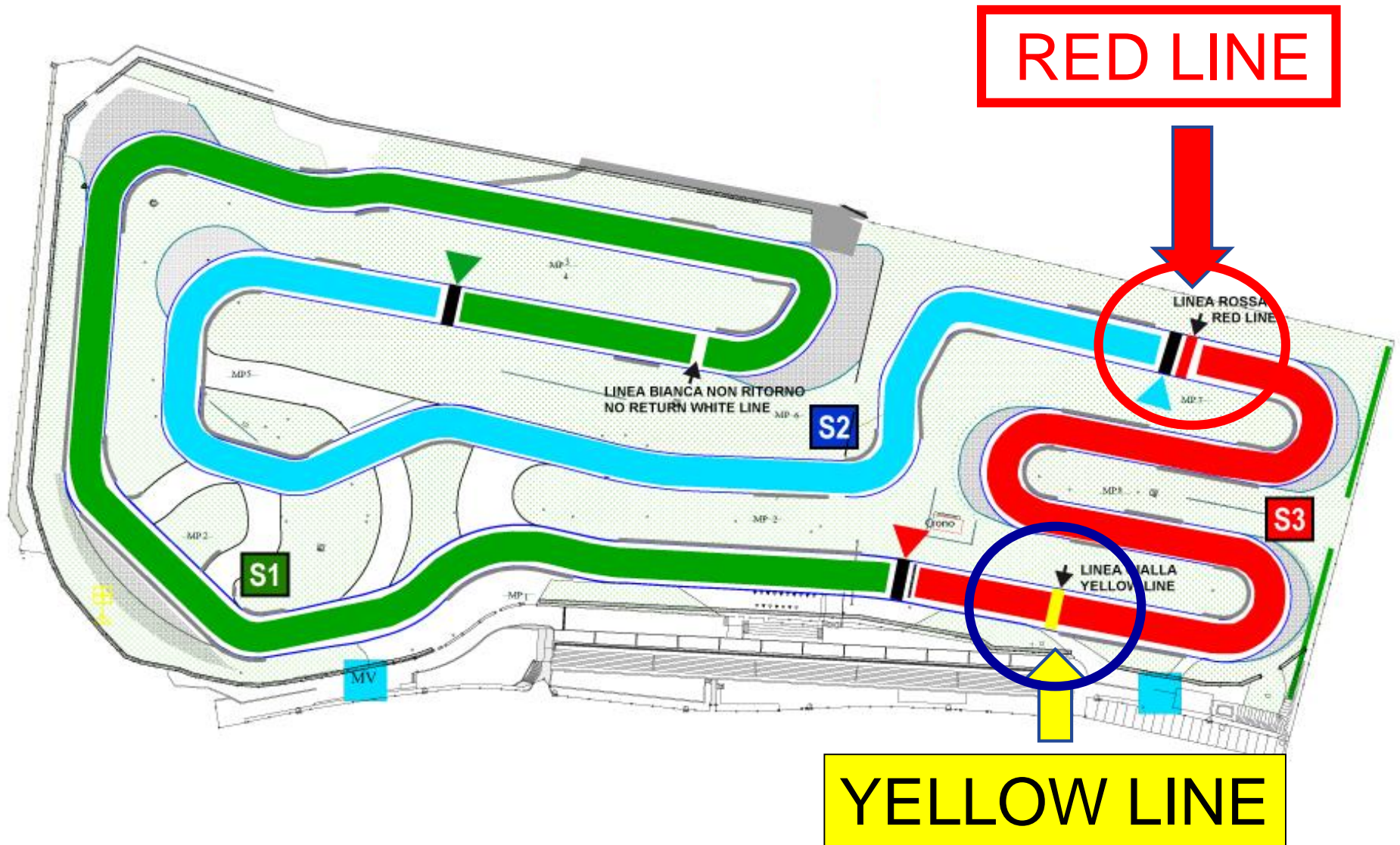




- During Formation Lap
- → No stops
- → No excessive tyre warming
- → Formation in 2 lines at Post 6




It's forbidden to overtake from Red Line to Starting Line – Yellow Line





RED LINE






STARTING PROCEDURE




**SLOW
SPEED !!**

Start Light Procedure




**RED LIGHTS ON: SLOW
AND CONSTANT SPEED-
4 WHEELS INSIDE THE
CORRIDORS**

Start Light Procedure



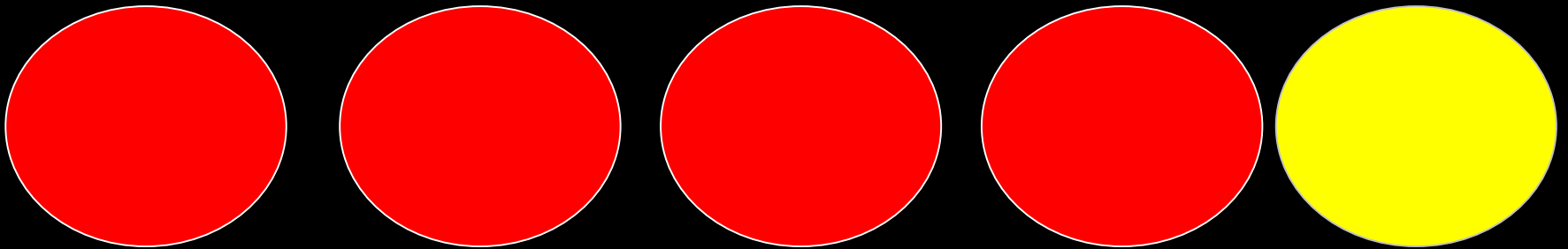
LIGHTS OFF:



START

Only when lights are off you can exit from the corridors!

Extra Formation Lap






Time penalty-Starting procedure

For driving out of the start corridor before the lights have been switched off

- Penalty of 3 seconds for partly crossing the corridor
- Penalty of 10 seconds for completely getting out of the corridor



OK

10 SEC. PENALTY

3 SEC. PENALTY

10 SEC. PENALTY

3 SEC. PENALTY



Time penalty-Starting procedure



If the driver in second position starts in front of the poleman he will get a time penalty of minimum 5 Seconds!



Starting Line

N.2 Pole Position

N.1 Jump Start
Penalty minimum 5 sec.




VIDEO CONTROL



NEUTRALISATION

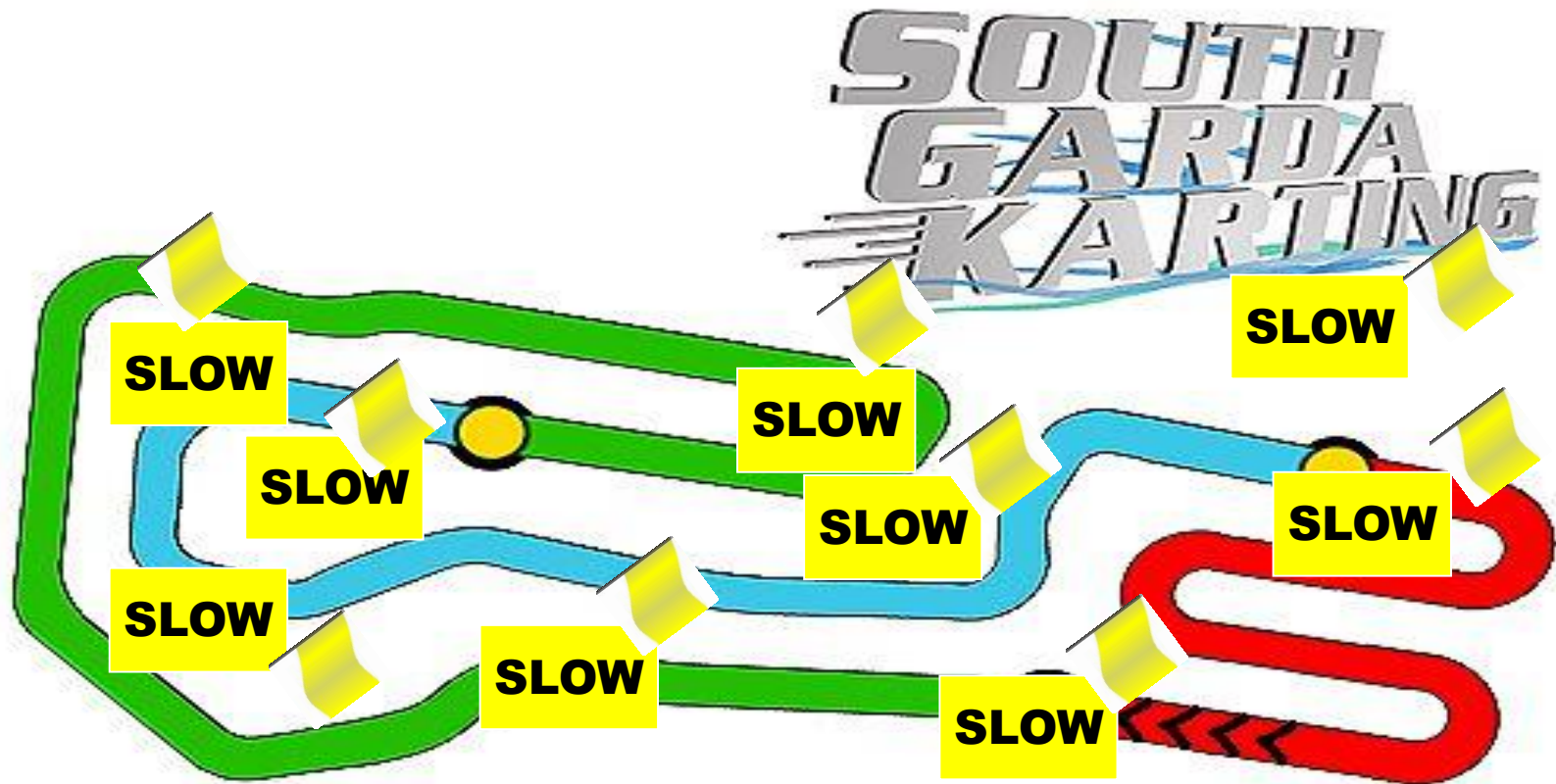
DURING A HEAT / RACE



Slow Procedure

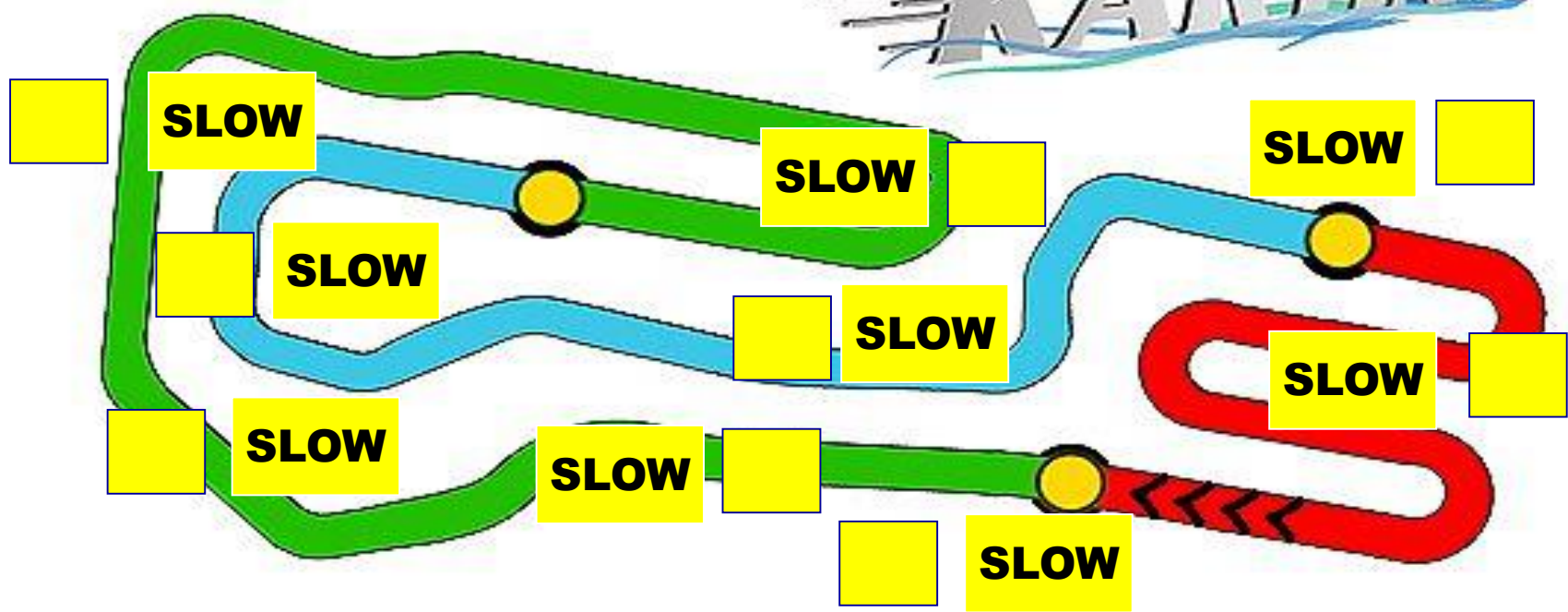


Slow Procedure



Neutralisation boards and waved yellow flags

Last lap of Neutralisation phase




MOTIONLESS YELLOW FLAGS AND SLOW BOARDS

SLOW PROCEDURE – Last Lap



Restart and end of Neutralisation phase



**REMINDER: INCREASE SPEED GRADUALLY!
OVERTAKE BY RESTART IS ONLY ALLOWED
AFTER CROSSING THE LINE!!!!**

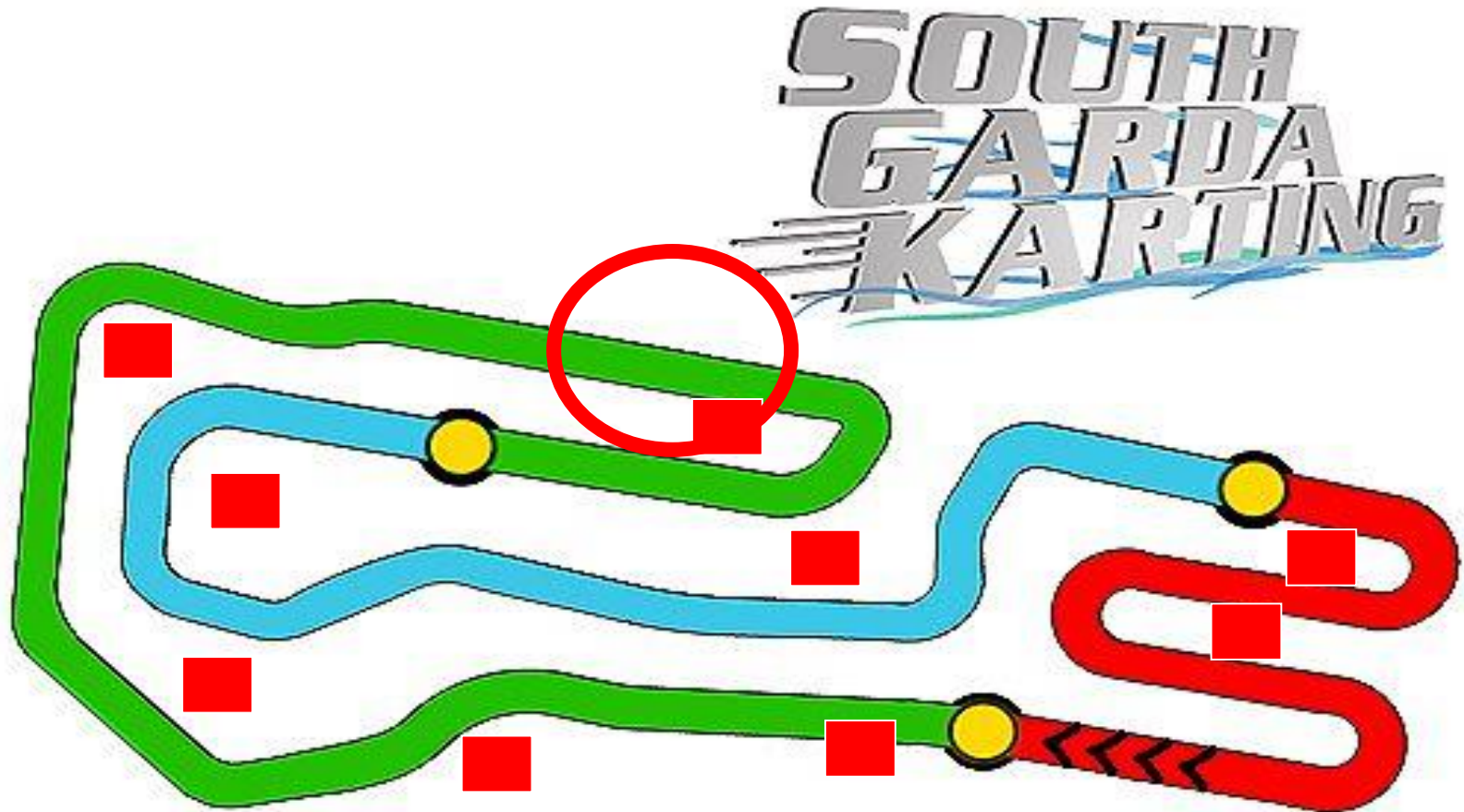


h) Each lap completed during the neutralisation will be counted as a racing lap.

i) If the race finishes during the neutralisation, the karts will take the chequered flag as usual, without being allowed to overtake.



RED FLAGS



With slow speed back to the Servicing Parc or near
MP n. 4 and STOP

RED FLAG - RESTART



- Race stopped less 2 Laps – Restart - original starting grid and original race distance
- Race stopped after 2 laps – Less 75%
ON TRACK: NO REPAIRS, OR EQUIPMENT CHANGES, NO NOSE RE-SET
UNTIL CHECKED BY OFFICIALS
Restart under SLOW Procedure

Race stopped after 75%: race is finished




INFORMATIONS





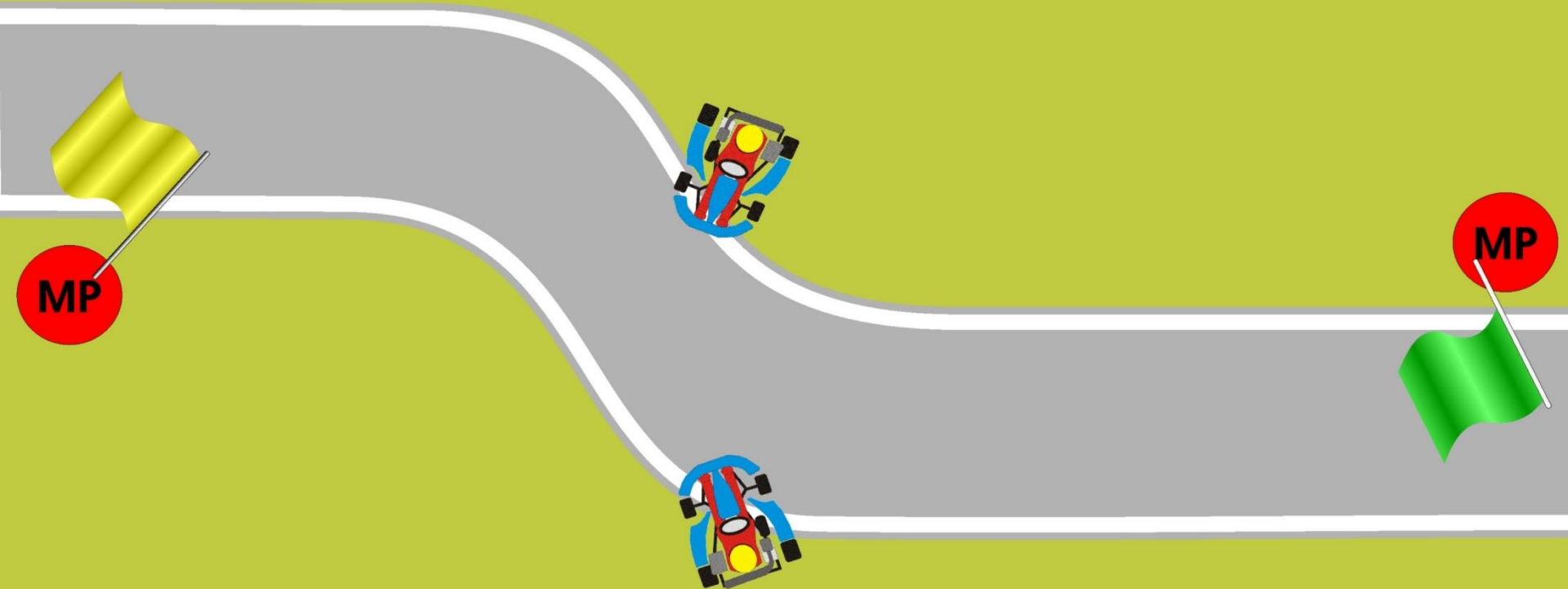
DIGITAL BOARD + FLAG/BOARD AT TRACKSIDE






OVERTAKING IS FORBIDDEN IN THIS AREA

Yellow Flag/Green Flag






Only in 1 LAP



975



- DURING THE FINAL
- LEAVE THE CIRCUIT GO TO PARC FERME



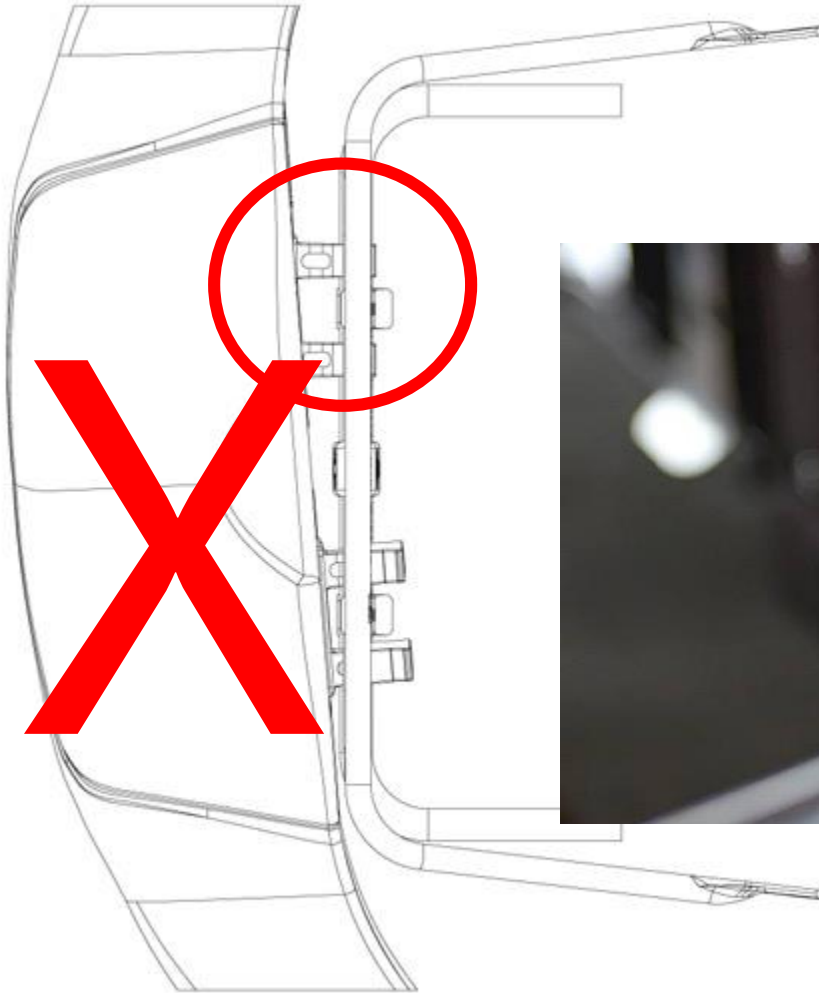
FRONT FAIRING

Cik- Fia
regulation





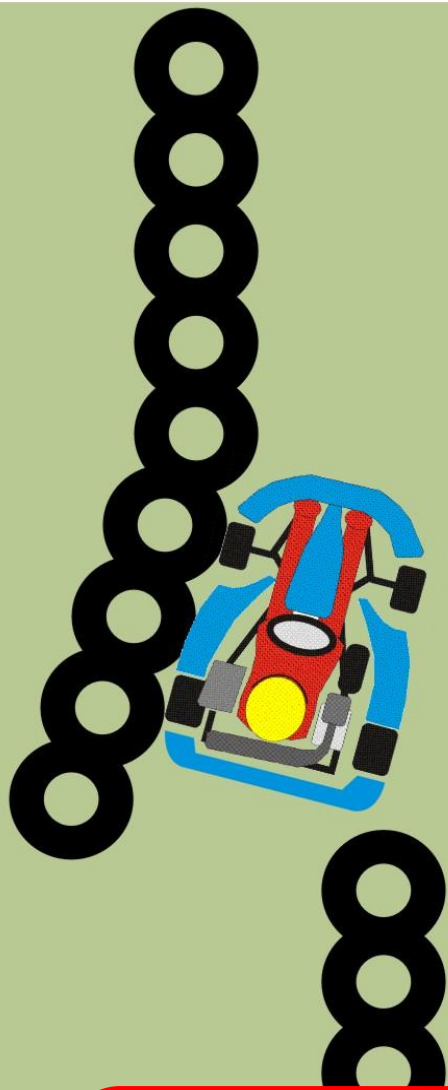
**FRONT
FAIRING**
Out of position
5 Sec. Penalty



NO PRIVATE ON BOARD CAMERA



On kart and on the helmet is forbidden



BREAKDOWN: PUSH YOUR KART OUT OF THE TRACK IN A SAFE POSITION



Only for the Final – Starting grid on track

Kart + driver + mechanic – 5' minutes before the start

INFORMATION



- In the case of a **“WET RACE”** , the choice of tyres will be left to the appreciation of the Drivers ; The Race Director reserving the right to use the Black Flag if he deems that a Driver’s kart is fitted with the wrong set of tyres and that the Driver is too slow and dangerous for other Drivers .The use of “SLICK” tyres is therefore mandatory in any other case .

INFORMATION



- In the case of a **“WET RACE”** , the qualifying heats, Super Heats and Final can last up to 15 minutes plus one lap. When the time limit is reached the LAST LAP board will be shown to the leader and on the next lap the checkered flag will be waved.
- [Art 6.5 RDS Karting Aci Sport 2023](#)

INFORMATION

- NO START UP OF THE ENGINES IN THE Paddock FROM THE END OF SPORTING CHECKS!
- OFFENDERS WILL BE REPORTED TO THE STEWARDS.



INFORMATION



OFFICIAL NOTICE BOARD

**OUTSIDE THE STEWARDS OFFICE
AND VIRTUAL on www.youcrono.it**

INFORMATION



- It's forbidden to circulate in the paddock and on the track with scooters, bicycles and similar!!
- Offenders will be reported to the stewards.



***If you have any questions ask
to the Officials of the event.***

***We wish you a very good
meeting!***